

# Open Sub Account

Program Overview

# Contents

---

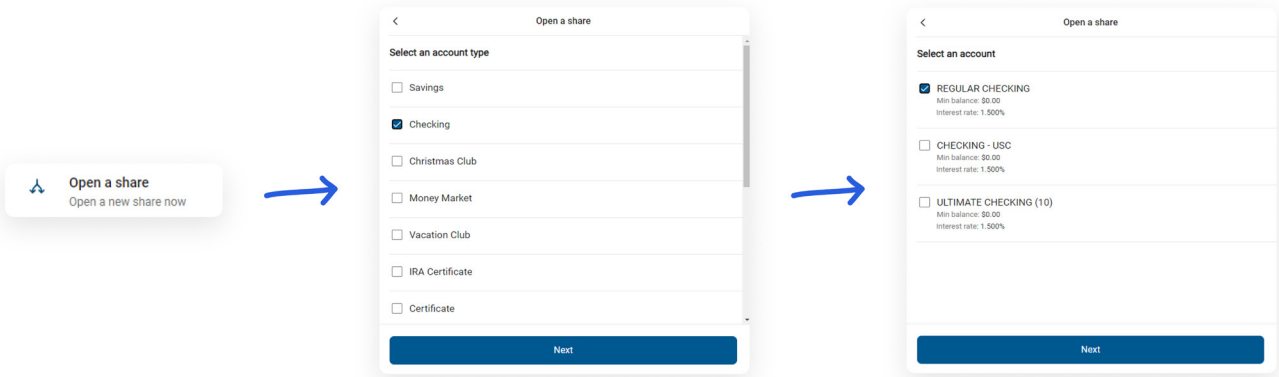
<b>Overview</b>	3
UX Run-Time Detail	3
PowerOn Run-Time Detail	5
<b>Program Setup &amp; Installation</b>	6
Required Files	6
Installation Steps	6
On-Demand Configuration PowerOn	7
<b>Database Interaction</b>	8
Data Sources	8
Transactions / File Maintenance Performed	8
<b>Additional Information</b>	8
Eligible Shares for Funding the New Share	8
Minimum Funding Amount Management	8
Allow Name Record Addition	9
Terms and Conditions Letter Files	9
Fee PowerOn	9
<b>Program Change History</b>	10
Versions 1.0.0 – 1.0.7	10
Versions 1.0.8 – 1.2.0	11

# Open Sub Account

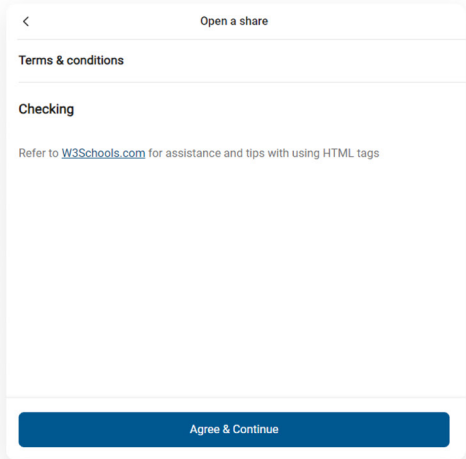
This PowerOn allows the end-user to open new shares whenever it's convenient for them. While creating their new share, the member can easily add existing or new names to the share and also transfer funds.

## UX Run-Time Detail

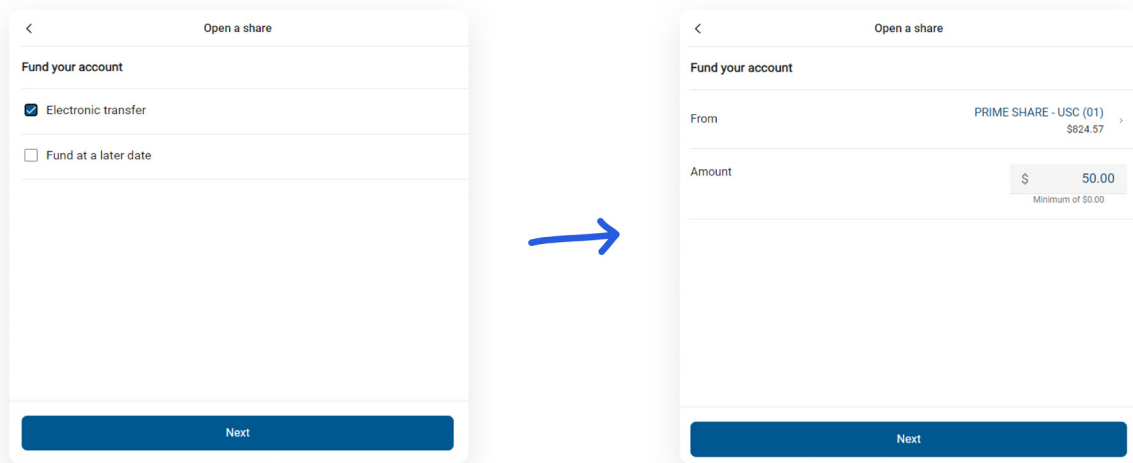
Upon running the program, the Banno UX displays a list of eligible account types (share groups) the member can select to open. Once the member selects the account type, they are presented with a list of eligible share types that they can open.



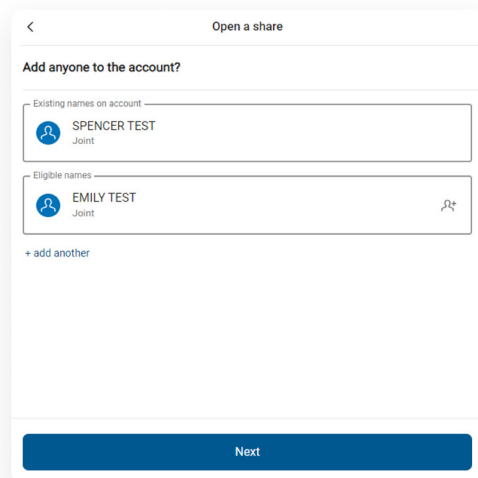
Once the member selects the specific share type, the Terms and Conditions will be displayed for the member to accept.



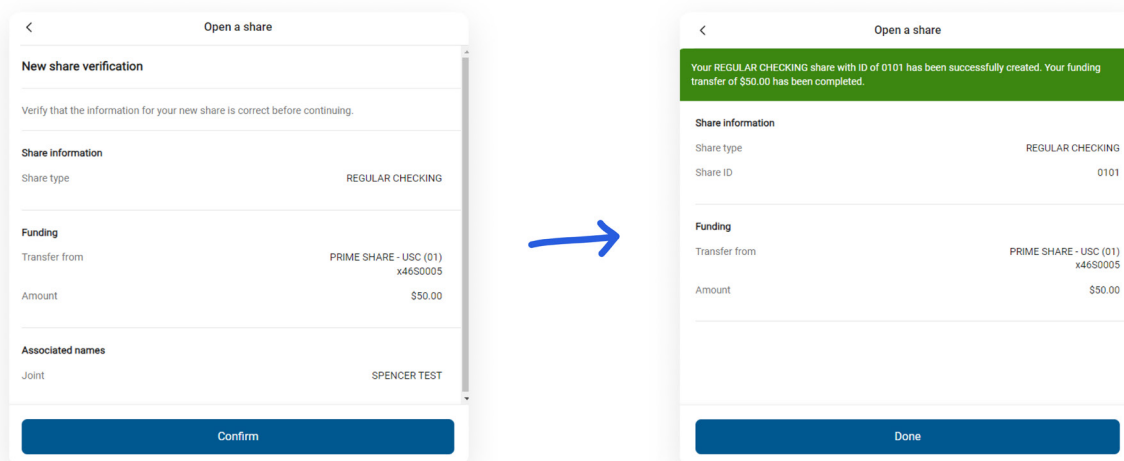
Upon accepting, a screen requesting how the new share will be funded is displayed. Then the user will select the transferring account and enter the opening deposit amount.



Once the funding of the new share has been determined, the user is presented with a screen they can easily copy existing or add new names to the share.



Once the user determines any name additions, a screen is then displayed for the member to view and confirm. Upon confirming the new share is immediately created and funded.



## PowerOn Run-Time Detail

When first run by the member, the program reads the various parameter settings from the configuration program, and based upon these settings and values, determines what account types (share groups) and share types can be opened. This data is then passed to the Banno UX for display to the member.

Once the member has selected the account and share type, that selection is passed back to the PowerOn by the UX.

The PowerOn obtains the Terms and Conditions from the Letter Files, along with the funding parameters and copy/add name parameters from the configuration program. This data is then passed to the Banno UX for display for the member to view, approve, enter funding information, and determine if name(s) will be copied and/or newly added.

Upon submission, the PowerOn will create the new share, complete the transfer for the opening balance, and copy and/or add new names if applicable.

# Program Setup & Installation

## Required Files

- REPWRITERSPECS folder
  - » BANNO.NEWSUBCREATE.V1.POW (Main PowerOn Program)
  - » BANNO.NEWSUBCREATE.V1.CONFIG (On-Demand Configuration PowerOn Program)
  - » BANNO.NEWSUBCREATE.FEES.V1.POW (Optional – subroutine PowerOn responsible for charging fees upon share creation)
  - » Standard PowerOn library include files which should already be in your system:
    - RD.GETDATA.DEF
    - RB.LISTEXPAND.DEF
    - RB.LISTEXPAND

## Installation Steps

1. Upload files to their respective directories
  - » Recommend using Symitar PC Transfer.
2. Install the PowerOn programs for demand use
3. Add the Main PowerOn program name to SymXchange Common Parameters
4. In Device Control take SymXChange – Banno Off Host
5. Put SymXchange – Banno back On Host and verify Status = On Host
6. Run the configuration program (BANNO.NEWSUBCREATE.V1.CONFIG) from Account Manager
  - » The configuration program saves your desired options to a datafile (BANNO.NEWSUBCREATE.V1.CFG) which is used by the PowerOn program at run-time.
  - » The configuration program also creates, as necessary, Terms and Conditions Letter files with sample text. The text can be updated as needed from Letter File Control for each of the share groups you are making available for members to select from.
7. Add the program to Banno People

## On-Demand Configuration PowerOn

Included in the PowerOn files is a configuration tool which is an on-demand PowerOn to be run from any account in Account Manager. Among the options which can be set are:

- Determine which account types and warning codes to exclude.
- Determine if funding the new share will be required.
- Determine if the addition of a name record will be allowed.
  - » Determine if copying existing name(s) associated with the account or creating new names will be allowed.
  - » Determine where the name record will be added (account or share level).
  - » Identify the number of new names allowed.
  - » Identify Safe and Unsafe Name types and Tracking Record to be used for unsafe names.
- Determine if interest rates will be displayed.
- Determine if the individual rate for fill-ins will be set with new share creation.
- Indicate whether the program should be implemented in test mode.
- Determine if internal email will be used when name record discrepancies are identified when copying existing names.
- Identify the Share Group(s).
  - » Account Type(s) (i.e. Certificate of Deposit, Checking, Club, Savings, Money Market), Share Type(s), and Share ID Range(s) allowed for the new share.
- Identify max limit of how many shares can be opened of each share type.
- Modify error message wording that is displayed to users.

The program contains a built-in help file explaining each setting and how it can be used. Do pay close attention when selecting your options making sure to set each option within the required parameters.

# Database Interaction

## Data Sources

Data utilized by the program is pulled from the following sources:

- Member's open share records
- Account name records
- Share / Loan level name records
- Share defaults
- Dividend type parameters

## Transactions / File Maintenance Performed

- The program creates a new share record for the new share based on the share type defaults.
- Any new name records created or copied are added to the share.
- If the creation of the share record was successful, then the program debits the selected share to fund the new share.

# Additional Information

## Eligible Shares for Funding the New Share

When the program builds a list of eligible shares to fund the new share, the logic used to determine whether a share is eligible to transfer from is determined by common PowerOn library procedures and takes into consideration things such as cross-account access settings as well as service codes for transfer out values.

## Minimum Funding Amount Management

Through settings in the configuration PowerOn and the minimum balance field on the share record the minimum funding amount can be set. The program looks at the minimum funding parameter and compares that to the minimum balance amount in the share defaults for the selected new share type and it forces the higher amount as the minimum funding amount for the new share. Should a share have a minimum balance requirement that is greater than any eligible share's available balance then the member will not see that share type as an option to open.



### **Allow Name Record Addition**

Through settings in the configuration PowerOn the user can copy existing names from the account's shares and loans or create new name records to be added to the new share. If the "Copying existing names" option is selected, the PowerOn will display existing share and loan name types according to the parameters. The user can select which one(s) they would like to add to the new share. If the "Creating new names" option is selected, the PowerOn will allow the user to input new name record(s) to be added to the share. "Safe name types" will be added to the share upon creation. "Unsafe name types" will require credit union review. The unsafe name information will be added to a tracking record for credit union review. Any name records at the account level will display to the user but cannot be modified as they will automatically apply to the new share. The configuration PowerOn contains a built-in help file explaining each setting and how it can be used.

### **Terms and Conditions Letter Files**

The configuration program creates, as necessary, the Terms and Conditions Letter files (BANNO.NEWSUBACCT.TERMS.00-19). The letter files provide formatting requirements and sample verbiage.

### **Fee PowerOn**

The subroutine PowerOn (BANNO.NEWSUBCREATE.FEES.V1.POW) can be used to charge the member a fee upon share creation. The PowerOn can be used to determine the scenario in which a fee should be charged, the amount of the fee, the fee description, and the GL to use for the fee posting. If you need additional information or assistance with updating this PowerOn, please open a case.

# Program Change History

## Version 1.0.0

12/11/2020

- Added debug mode switch. When on, configuration file resides in LETTERSPECS else in DATAFILES directory.

## Version 1.0.1

09/01/20

- When Display Rates flag is to to "off".

## Version 1.0.2

12/17/20

- Updated JSON output for Memo Mode.
- Updated JSON output when a share group has been printed.
- Modified to remove share group(s) from those available if funding is required and member does not have sufficient funds available.
- Updated maturity date calculation for clubs.
- Updated error handling note record output.
- Corrected misspelling of "sufficient".

## Version 1.0.3

12/21/20

- Updated Share Dividend Rate fetch.

## Version 1.0.4

01/13/21

- Updated to pull correct SymXchange client and Service number.

## Version 1.0.5

01/19/21

- Updated next ID calculation process to handle share ID 0000.

## Version 1.0.6

01/28/21

- Updated to populate min funding options before using in logic.

## Version 1.0.7

01/28/21

- Updated error handling to catch error for City + State + Zip over 40 characters.

### Version 1.0.8

02/10/21

- Corrected JSON output for dividend rate types with a 0.000 rate calculation which were bypassing current rate calcs and not outputting rate JSON.

### Version 1.0.9

05/12/21

- Correct JSON when no shares have an available balance.
- Enhanced share type selection to account for available balance for funding.
- Enhanced Program information to JSON output.
- Corrected JSON for targeted account warning types.

### Version 1.1.0

10/20/2022

- Add ability for existing name records at the share and/or loan level to be added (copied) to the new Share. In test mode, only test accounts will have access to this function.
- Add error-code descriptions to be passed to the UX for display to the member.
- Add ability to include comment lines in the Group Terms and Conditions Letter files.
- Corrected JSON keeping new names added from being displayed by the UX.

### Version 1.2.0

01/04/2023

- Added code that limits the maximum number of shares of each type that is created.
- Added new account fee support via BANNO.NEWSUBCREATE.FEES.V1.POW.